





KEY

-  Air Ground with closures for breaks
-  Air Traffic with Air Ground and closures for breaks
-  Closed with Aerodrome use restricted to those enrolled on indemnity scheme
-  Air Ground service only (but no breaks)

July 2018

July 2018							August 2018						
Mo	Tu	We	Th	Fr	Sa	Su	Mo	Tu	We	Th	Fr	Sa	Su
						1			1	2	3	4	5
2	3	4	5	6	7	8	6	7	8	9	10	11	12
9	10	11	12	13	14	15	13	14	15	16	17	18	19
16	17	18	19	20	21	22	20	21	22	23	24	25	26
23	24	25	26	27	28	29	27	28	29	30	31		
30	31												

MONDAY	TUESDAY	WEDNESDAY	THURSDAY	FRIDAY	SATURDAY	SUNDAY
						1 Jul
2 Air Ground 0900 - 2000 L Closures/breaks: 1200 - 1300 L 1600 - 1700 L	3 Air Ground 0900 - 2000 L Closures/breaks: 1200 - 1300 L 1600 - 1700 L	4 Air Ground 0800 - 2000 L Strictly PPR	5 Air Ground 0800 - 1000 L Air Traffic 1000 - 1900 L Closures/breaks: 1200 - 1300 L 1500 - 1600 L 1800 - 1830 L	6 Air Ground 0800 - 1000 L Air Traffic 1000 - 1900 L Closures/breaks: 1200 - 1300 L 1500 - 1600 L 1800 - 1830 L	7 Air Ground 0800 - 1000 L Air Traffic 1000 - 1900 L Closures/breaks: 1200 - 1300 L 1500 - 1600 L 1800 - 1830 L	8 Air Ground 0900 - 1900 L Strictly PPR
9 Air Ground 0800 - 2000 L Strictly PPR	10 Air Ground 0800 - 2000 L Strictly PPR	11 Air Ground 0800 - 2000 L Strictly PPR	12 Air Ground 0800 - 1000 L Air Traffic 1000 - 1900 L Closures/breaks: 1200 - 1300 L 1500 - 1600 L 1800 - 1830 L	13 Air Ground 0800 - 1000 L Air Traffic 1000 - 1900 L Closures/breaks: 1200 - 1300 L 1500 - 1600 L 1800 - 1830 L	14 Air Ground 0900 - 2000 L Strictly PPR	15 Air Ground 0900 - 1900 L Closures/breaks: 1200 - 1300 L 1600 - 1700 L
16 Air Ground 0800 - 2000 L Strictly PPR	17 Airport closed Aerodrome use restricted to members of indemnity scheme	18 Air Ground 0800 - 2000 L Strictly PPR	19 Air Ground 0900 - 2000 L Closures/breaks: 1200 - 1300 L 1600 - 1700 L	20 Air Ground 0900 - 2000 L Closures/breaks: 1200 - 1300 L 1600 - 1700 L	21 Air Ground 0900 - 2000 L Closures/breaks: 1200 - 1300 L 1600 - 1700 L	22 Air Ground 0900 - 1900 L Closures/breaks: 1200 - 1300 L 1600 - 1700 L
23 Air Ground 0900 - 2000 L Closures/breaks: 1200 - 1300 L 1600 - 1700 L	24 Air Ground 0900 - 2000 L Closures/breaks: 1200 - 1300 L 1600 - 1700 L	25 Air Ground 0900 - 2000 L Closures/breaks: 1200 - 1300 L 1600 - 1700 L	26 Air Ground 0800 - 2000 L Strictly PPR	27 Air Ground 0800 - 2000 L Strictly PPR	28 Air Ground 0900 - 2000 L Closures/breaks: 1200 - 1300 L 1600 - 1700 L	29 Air Ground 0900 - 1900 L Closures/breaks: 1200 - 1300 L 1600 - 1700 L
30 Air Ground 0900 - 2000 L Closures/breaks: 1200 - 1300 L 1600 - 1700 L	31 Air Ground 0900 - 2000 L Closures/breaks: 1200 - 1300 L 1600 - 1700 L	Please note: All closures will be posted on NOTAMS Please continue to check NOTAM for updates before you travel as times of breaks may change. For any questions relating to the indemnity scheme, please contact the Airport Manager, Nick Bentley: E: N.Bentley@flybrighton.com T: 01273 467373 M: 07757 777 544				